20. 11

21. 9 16474.3

22. | 909

1.

2.

3. 

4. 2018

5. 2025

6.

7. 2018 5740

1. 2018

2.

3. ضخ ضخ ضخ ٦

17.

18.

19. 240

20. Q3 44%

1. 2018 —

2. “ 2018 100 ” “ 2018 50 ”

3. 2018

4. 10 17 (002158) 2.50

5.

6. 2018 -20% 10%

1

7 6 0:01 340 25%

7 6 0:01 340 25%

6 15 2017 500

25% 340 818 7 6

160 284 7 31 8

4 1333

1102 1%

2018

25%

6 16

2018 6 15 301

500 25% 340

7 6 160

25% 2017

340 2018 7 6

25%

Ω

Ω

对美加征25%关税商品清单

序号	税则号列	商品名称
1790	84143011	功率≤0.4kW 的冷藏、冷冻箱用压缩机
1791	84143012	0.4kW < 功率≤5kW的冷藏、冷冻箱用压缩机
1792	84143015	0.4kW < 功率≤5kW的空气调节器用压缩机
1793	84143090	非电机驱动的压缩机
1811	84182110	容积 > 150L压缩式家用型冷藏箱
1812	84182120	50L < 容积≤150L压缩式家用型冷藏箱
1813	84186120	压缩式热泵,税目8415的空气调节器除外

对美加征 20%关税商品清单

序号	税则号列	商品名称
672	84143015	冷藏或冷冻设备用，电动机额定功率超过5千瓦的电动机驱动压缩机
673	84144000	装在拖车底盘上的空气压缩机
674	84148020	二氧化碳压缩机
675	84149011	用于制冷设备的压缩机进、排气阀片

对美加征 10%关税商品清单

序号	税则号列	商品名称
534	73110010	装压缩或液化气的钢铁容器
535	73110090	其他装压缩或液化气的容器
700	84143014	功率＞5kW的空气调节器用压缩机
701	84143019	其他制冷设备用压缩机
702		

型冷藏箱

对美加征 5%关税商品清单

序号	税则号列	商品名称
362	8414804[illegible]	空气及其他气体压缩机

全球主要地区小型[illegible]

http://www.compressoronline.cn/index.php?m=content&c=index&a=show&catid=5&id=8105

2 1-10 5.7%

2018 1-10 547567 5.7%

1-9 0.3 10 0.44%

341343 8.8%

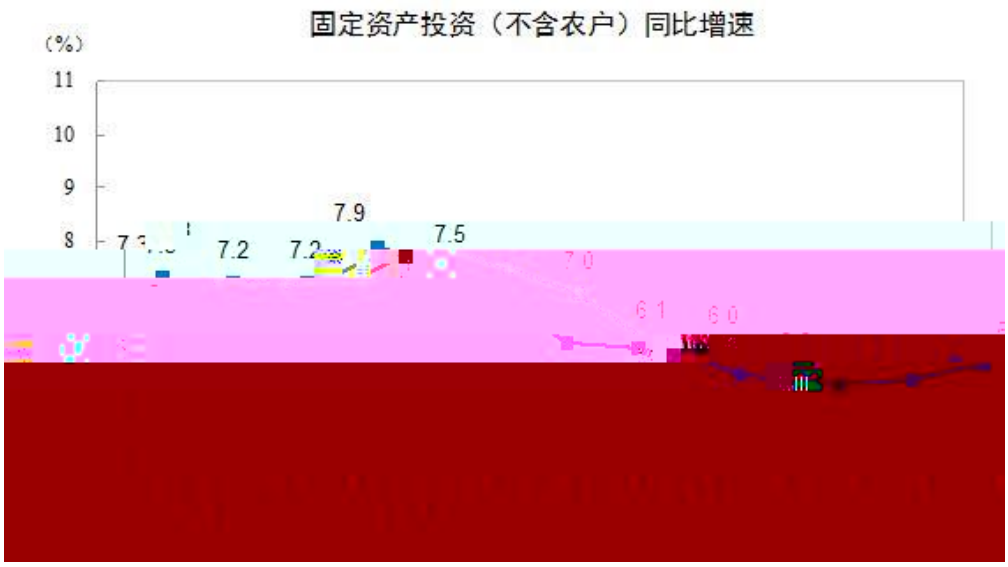

19378 13.4% 1-9 1.7

204663 5.8% 0.6 323525

5.4% 0.1

6% 1-9 0.6

9.4% 3.2 9.1% 0.4

9.6% 1.1

3.7%

1-9 0.4 4.1% 0.6

1.3% 0.4 10.1%

1.2 7% 3.5

5.8% 1-9 9.9%

0.3 3.2% 0.9

0.9% 0.8

6.1% 1-9 0.3

6.8% 0.8 6.1% 1.4

http://cac.chinaiol.com/s/1116/21204029.html

3

10 8

2018 11 1 15% 13%

16% 9% 10% 13% 5% 6% 10%

13 10

http://cac.chinaiol.com/s/1010/71202225.html

4

,

“ ” “ ”

“ ”

调整后继续实施工业产品生产许可证管理的产品目录（共计24类）

序号	产品名称	实施机关
1	建筑用钢筋	国家市场监督管理总局
2	轴承钢材	国家市场监督管理总局
3	水泥	国家市场监督管理总局
4	人民币鉴别仪	国家市场监督管理总局
5	卫星电视广播地面接收设备	国家市场监督管理总局
6	[illegible]	国家市场监督管理总局
7	预应力混凝土铁路桥简支梁	国家市场监督管理总局
8	防伪技术产品	省级人[illegible]
[illegible]	[illegible]	[illegible]
[illegible]	[illegible]	[illegible]
[illegible]	[illegible]	[illegible]
12	砂轮	省级人民政府质量技术监督部门 [illegible]
13	钢丝绳	省级人民政府质量技术监督[illegible]

“ ”

“ ” “ ” “ ”

“ ”

“ ”

“ ”

http://www.compressoronline.cn/index.php?m=content&c=index&a=show&catid=5&id=8226

6

BSRIA



2018 5

10%~25% 3

VRF

2018

50%

VRFs VRF

VRF

2018 1

VRF

2018 3 4 5 5

6

2019

2018 1

UAE 2018

2020

2015

5%

VRFs Ɓ Â ﻧﻣ

HCFC-22

(2015 2020)

45% R22

R22 2016 10

(HFCs)

R32 R410A HFC

2017 11 2019 1 1

2019 HFCs 10%

2024 HFCs 2029

60

(F-Gas)

HFCs 2015 F-Gas HFCs

F-Gas 2016

HFCs 2018 63%

Ole Nielsen HFCs

F-Gas F-Gas

HFC 2014 8

10

-Gas HFC

Paul de Larminat F-Gas

R290 F-Gas

2014 EK 4 2017

1.

50%

2. /

25%

3.

(COP) 4.2-5.2

40-60% 25-30%

50

50%-70%

40%

29.5% 21.71 /

2018 2018

65%

7

31

2005

6-8dB A

20

i

		6702km2	17.04
m2	6554		

10%

50 /

70%

“ ”

“ ”

/

“ ” PVC

10 t/a 60 t/a

2.8 m3/h 4 m3/h 5.2 m3/h “ ”

3 7 -9

3

4 17

8 21

20

http://cac.chinaiol.com/s/1017/48202627.html

12

2018

2018

8000 2018 7320

7020 2014

2018

“ 2018 8000 ”

“ ” 2018

145 246 “ ” 2018

100 150 500 2016 2017

91 229

2018

900 “ ” 300 “ ”

160 7 20

2018

25T

2018 2020

2020 2017 30%

21.6 3756

2018 4 188 2019 7.8 1564 2020

5906.09 35%

2011 2012

6309.80 2013 6638

2014 2017 8000 8088 8238

“

DCDC( )

”

http://www.compressoronline.cn/index.php?m=content&c=index&a=show&catid=108&id=8179

16

CIP

, ,

1 Busch Dolphin

1

2

90 Busch COBRA AC

3 " "

3 COBRA NC

4

<0.1 mbar

4

60 Busch Huckepack

Busch



5 Huckepack

Huckepack 5

Huckepack

Huckepack

6 Huckepack

150 (cSt)

Busch

AlGaN MOVPE

Kazuhiro OHKAWA AlGaN MOCVD

Al / Ga + Al

AlGaN AlGaN

MOCVD

ITO

LED

AlN III-V III AlN GaN InN AlN

GaN -

/ GaN AlN

MOCVD Al N

AlN AlN

AlN MOCVD

AlN MOCVD

DFT AlN MOCVD

TMAl TMAl

TMAl NH3

AlN

Al AlN A- C MMAl

A1-N DMANH2 Al(NH2)3

& MOCVD

LED MOCVD

上海漢鏡精機股份有限公司

SEMI

SEMI

SEMI

10

SEMI

-

10

1. SEMI

2.

SEMI

SEMI

3.

h T A H Ö

SEMI

7.

8. “ ”

9. SEMI

10.

SEMI

http://www.semi.org.cn/news/news_show.aspx?ID=54528&classid=117

19 40

11 8 40

BCD

5G

5G

http://www.semi.org.cn/news/news_show.aspx?ID=54475&classid=117

20 11

11 “ ”

11



部门	政策	要点
		明确可再生
	《关于实行可再生能源	额指标确
	国家能源局	电力配额制的通知（征
		国国土调查领导小组办公室
		《第三次全国国土调查实施方案》
		国家电网
		《国家中心关于加强分
		有限公司
		布式光伏数据采集工作
		的通知》
		国家发展改
		《关于开展扶

“ ”

/

地区	部门	政策	要点
	等6部门	意见》	度决策最优化、运行控制一体化”为特征

地区	部门	政策	要点
内蒙古	内蒙古	《内蒙古自治区关于存量光伏扶贫项目信	对全区光伏扶贫存量电站信息予以公示，公示时间为2018年10月31日至11月8日



地区	部门	政策	要点



地区	部门	政策	要点

https://solar.ofweek.com/2018-11/ART-260006-8480-30285560.html

1338 3 56 2 2 9

2 7

17 3 16 5 4 7 8

10 11

842 4 17 9 24 4

287 3 10 4 8 3

858 2 28 2 24 8 587 2

35 5 17 478 9 16 2

13 9 401 1 44 2 11 6

2018

200 49 1

2018

省（区、市）	累计装机容量（万千瓦）		新增装机容量（万千瓦）	
		其中：光伏电站		其中：光伏电站
总计	16474	11794	3454	1740
[illegible]				
河北	1127	792	259	151
山西	804	648	214	118
内蒙古	880	870	137	129
辽宁	290	214	67	30
吉林	201	141	42	33
黑龙江	195	137	101	66
上海	85	6	27	4
江苏	1237	718	329	134

浙江	1089	361	275	46
安徽	1069	654	181	88
福建	138	36	46	2
江西	[illegible]	[illegible]	[illegible]	[illegible]

[redacted]



1

2

https://solar.ofweek.com/2018-11/ART-260009-8420-30282680.html

22 | 909

28 2019 909 78 120

1

2018 11 12



2017 387 14% 2017

2.7% 2.5%

2017 80%

15.7%

2017 390 3%

128

97 2017

387 14% 255.7

66%

2017 235

19.4% 2017 152 5.4%

2017

989 18.3% 94%

79.2%

2013

0.3% 2017 2.2% R404a 76%

2017 59%

41%

95%

1.0~10kW 15HP

2020 1446 2018-2020

13.5% 2020 33

2018-2020 15.7%

http://www.chinaiol.com/cold/s/1115/92203997.html

2

2016

10 9

2016 900

4775

460 2600 540

136

2016

.

6 7

2017

4700 14

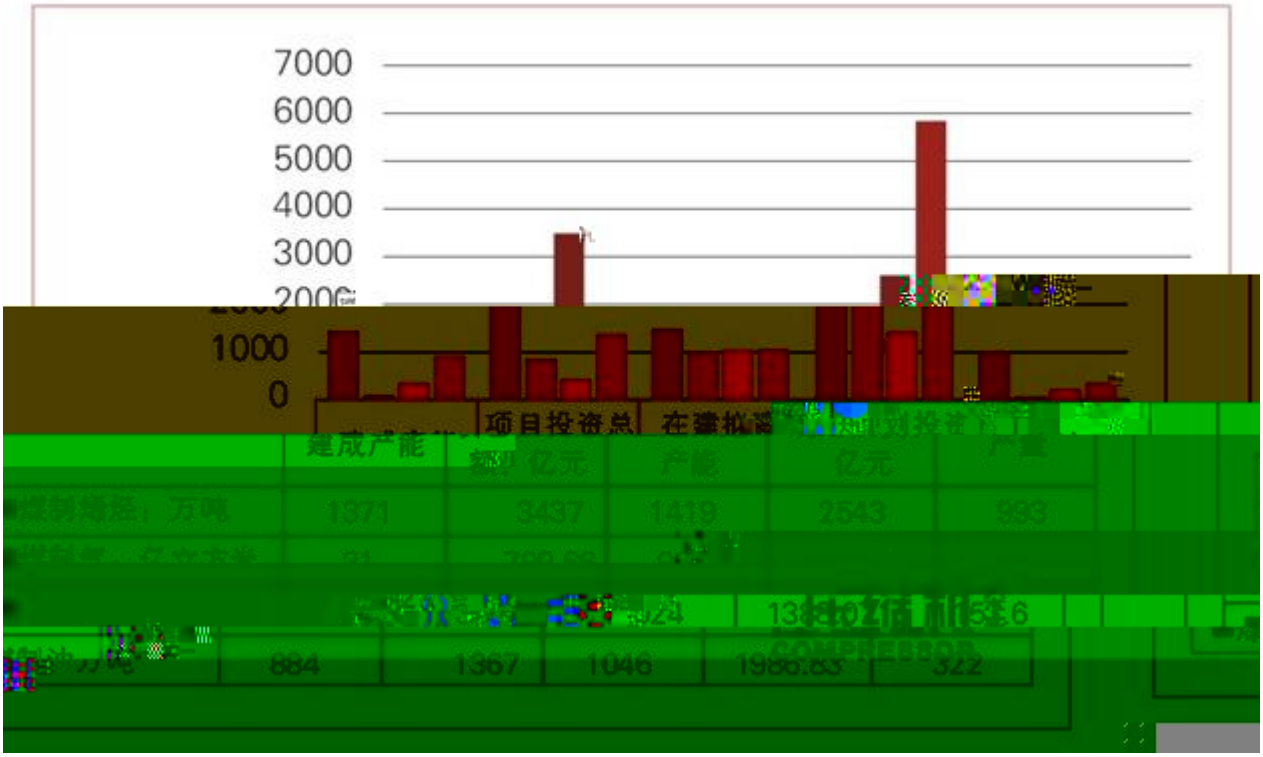

70%



11% 10

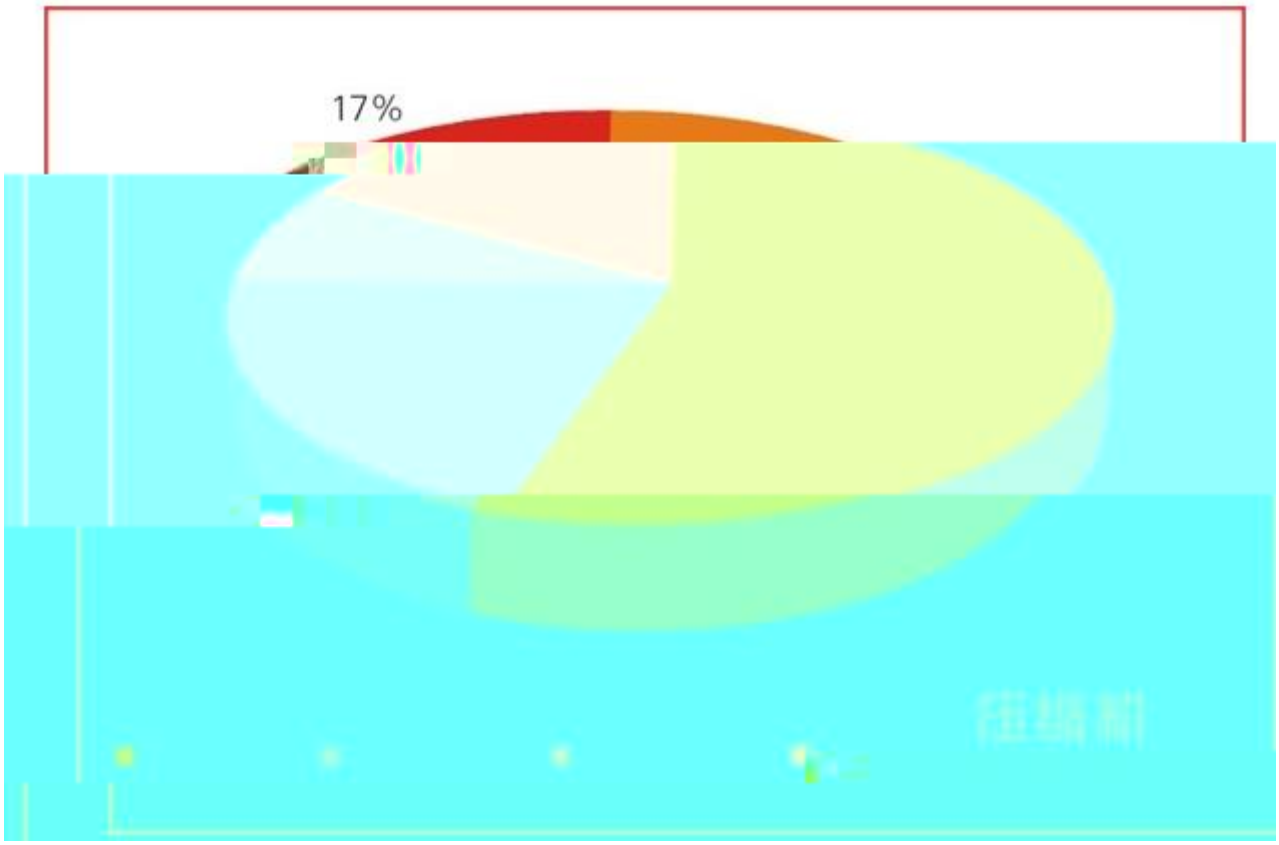

http://www.compressoronline.cn/index.php?m=content&c=index&a=show&catid=5&id=8227

4 2018

2018

2018 44.3 -12.0%

37.6 -14.5% 6.7

2018

50%

5

2017

70%

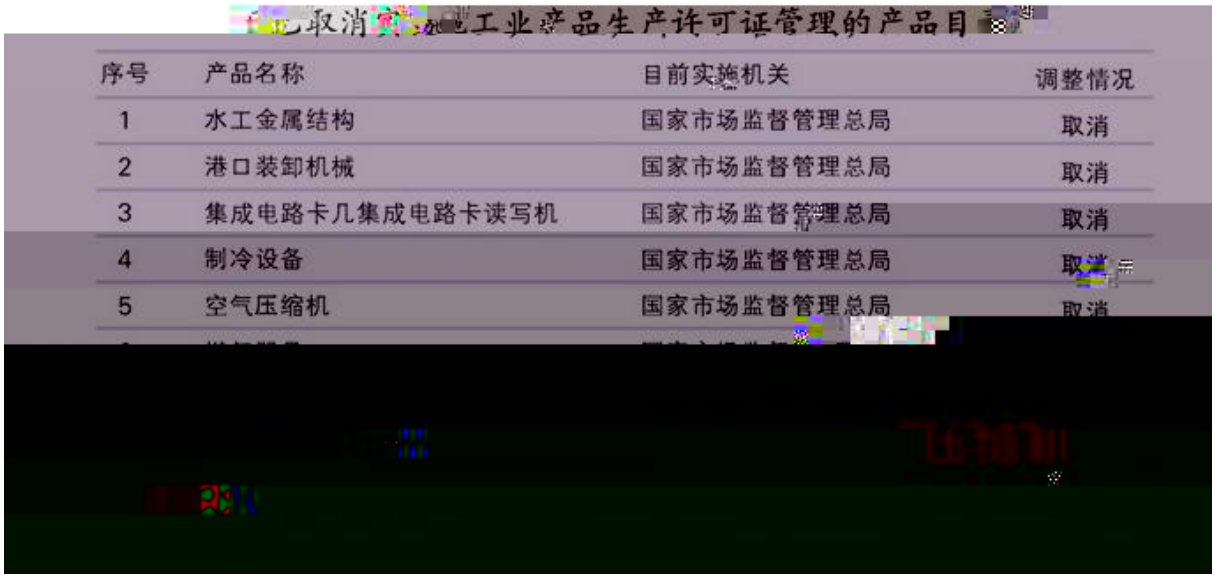

24

http://www.compressoronline.cn/index.php?m=content&c=index&a=show&catid=106&id=8249

7 2018 5740

2011-2016

PC

2017 DRAM

3432 24.03% 2018

3500

1 2018

2018 11 13 ,

0

-18

CS CS105 HS95 ORBITFIT

ECOSTAR

http://bao.hvacr.cn/baike/201811_2079242.html

2

10 24

æ ヽ

上海汉钟精机股份有限公司

6 49.3 2020 6 28

2017

6



6

http://cac.chinaiol.com/s/1026/48202971.html

3

成功案例



50%

30%



http://cac.chinaiol.com/s/1128/98204540.html

4

2014

A-Cool

30% M

2 6.5%

PLC ±0.5

15%

AHRI

100%

PLC

+APP

http://cac.chinaiol.com/s/1126/41204424.html

5 AAIM Controls

Waynesboro AAIM Controls AAIM Controls

AAIM Controls 2003 Art Marshall Alan Izer Waynesboro 1.6 24

(Jurgen Fischer)

AAIM

AAIM

AAIM

Kristian Strand

Art Marshall

Kristian Strand AAIM

Art Marshall

AAIM Controls

AAIM

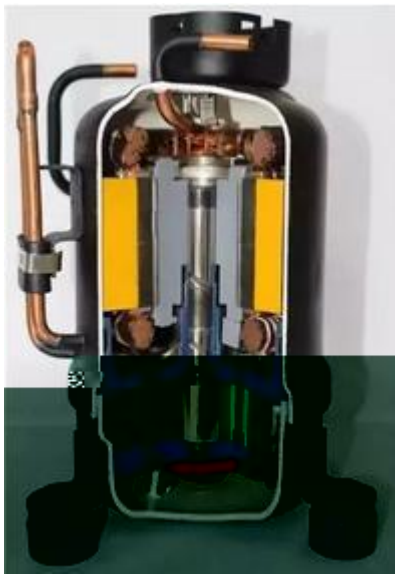

- B

1967

B 1969

1980 1988

1993

2000

2000

2008

http://cac.chinaiol.com/s/1123/58204354.html

7



1 -2

-2

70

VVER-1200



5 RTGC

2



RTGC

-2

10%



http://cac.chinaiol.com/s/1120/82204153.html

8

RT

http://www.compressoronline.cn/index.php?m=content&c=index&a=show&catid=107&id=8184

12

ISO50001

SA+ SA+

GB19153-2009

FS-ELLIOTT

RGA

Source: Busch Dienste GmbH, Uli Merkle

NSB 1844

NSB

Busch NSB

NSB Busch NSB

NSB

40

Dolphin

Busch NSB

Sami Busch " NSB

NSB

Busch NSB "

17

2018 10 26

20

1995

23

16 38%

IoT AI

2015 10 3000

34%

2018

1

2 LB-PLUS

LT

COP

LT-S-L 0

2 “2018 100 ”“2018 50

”

2018-09-04

2018

8 24 2018

100

2017 2016

13.77 16.56 9.37

0.58

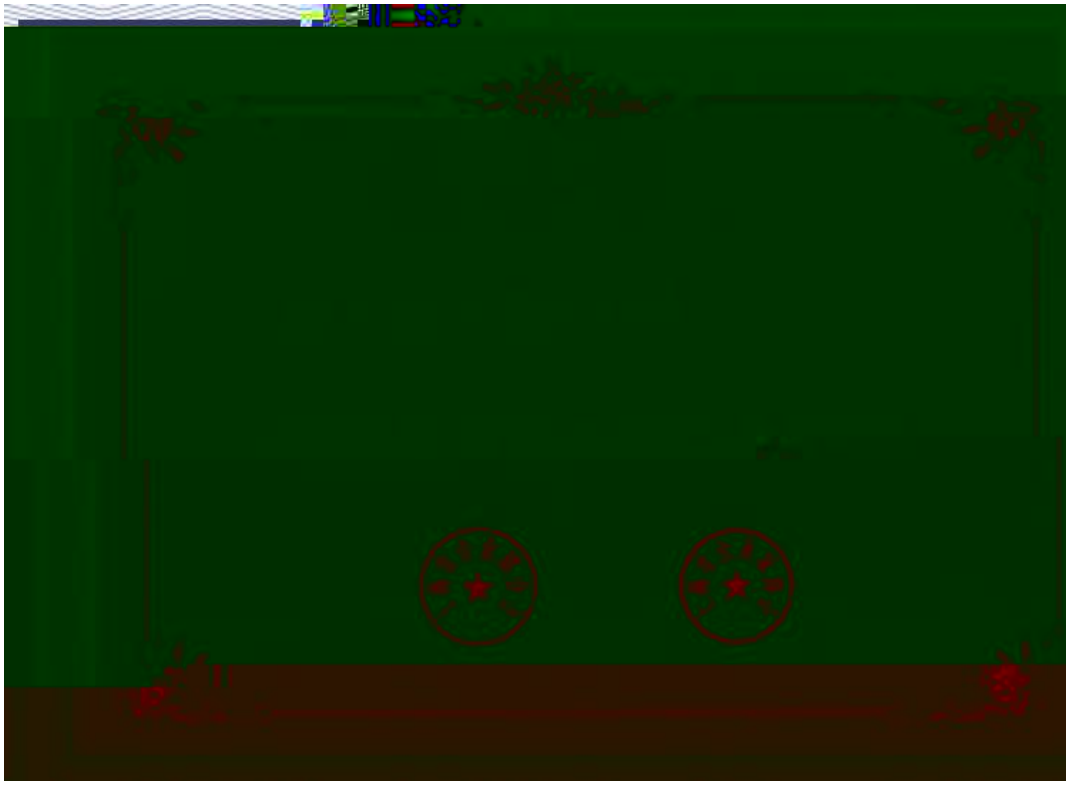



3 2018

2018-09-17

2018 9 14 15 2018

，

“ ”

“

” Fighting



4 10 17 (002158) 2.50

2018-10-19

2018 10 17 6.85 2.50 17.13

0.0047%

5

2018-10-22

2018 10 12—13 “ ” “

”

“

”

“ ”

5G

6 2018 -20% 10%

2018-10-22

10 19 2018 1-12

1.82 2.50 -20.00% 10.00% 25.38%

2018

-20% 10%

7 2018 500

2018-10-29

18

10 27

27 -28

500

2015

100

8

2018-09-03

2018

43

344

10

86 21

0.32% 0.53%

4.9% 43

528

A 2018

QFII

6 1 A MSCI 6 12 QFII

RQFII A

410

21

83

10% 11

QFII 251

QFII QFII 121

QFII

9 400

2018-09-06

2018 2018 “ ”

TCL

GMCC 400

……

400+

TCL

A.O.

……

GMCC&Welling

1-6 1944 -709.38

1540

(30.80%)

56% 5600 (

)

3 99.28 1054.03

002684 2017 1-12

1018.5 1628.5 2018 1-6 99.28

1054.03

16970

4 1675 353.21

2018 1675

51.17% -353.21 512.48

2003

MFC

H T XP

MFCmini(100w) MFC(100W-200W) MFC(1KW) RFC-120

2018 200KW

30KW/40KW 2018

8 17.77 5.52

2018 1-6 17.77

35.78% 5.52 28.37%

12

6

8 14

262 150KW

9 66.7 5.42

2018 1-6 66.7 10.48%

5.42 8.07%

- - -

50%

10 212.28 6.93

	2018	1-6	212.28
47.81%		6.93	42.51%

2018-10-09

“ ” 40

30

2018 9 19—22

“

‘

LYC

( ) OVAKO

Roger jonsson 2

“

”

130

20

“ ”

9

“ ” ( )

( ) ( )

9

……

http://www.mei.net.cn/jcj/201809/797784.html

13 2300 “ ” A

2018-10-16

A 10 10 11

2638 12 2600 2606.91 3587.03

27% 2016 A

1

2300 “ ”

880 “ ”

A 10

A 10 11 2638

A A

20 559 16.68%

50 1544 43.48%

3

433

(“ ”)

10 14 433 2005 7 (329

) 2016 A 68

5.37

28

46 33 30 10.62%

7.62% 6.93%

20

*ST

23 0.6

392

1

433 14 30 “ ”“

” “ ” A 2

4

2018 2020 0.48 0.64 0.8 8.16~9.60

“ ”

4

A

14

2018-10-17

22

20

20

20

14

2010

2011

2012

39 22

https://baijiahao.baidu.com/s?id=1613752319985831194&wfr=spider&for=pc

15